

PROVEN PLUS.

Introducing the Avalus™
Aortic Valve by Medtronic.

With more than 40 years of heart valve innovations, we took proven valve design concepts and adapted them for excellent implantability for you and performance for your patients.



Avalus™
Bioprosthesis

Medtronic
Further. Together

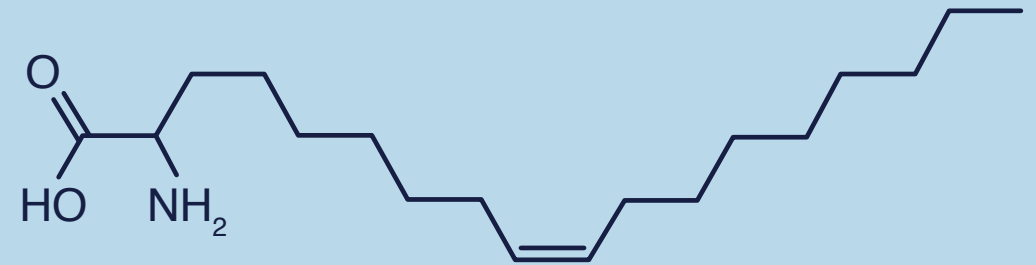
YOU WANT THE VERY BEST FOR YOUR PATIENTS. SO DO WE.

We designed the next generation bovine pericardial valve for better overall performance, improved implant experience, and a contemporary design to facilitate future valve-in-valve (ViV).

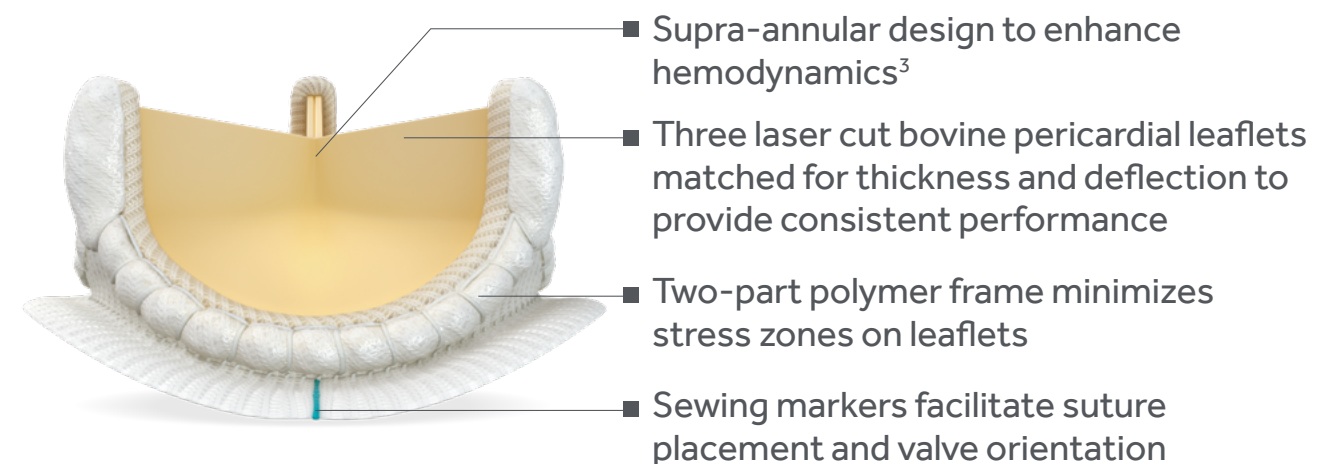


Interior-mounted leaflets minimize damaging contact with the frame — a design platform for long-term durability.

AOA™ tissue treatment* to mitigate calcification — over 20 years of clinical use on the Medtronic surgical tissue valve portfolio.^{1,2}



PROVEN

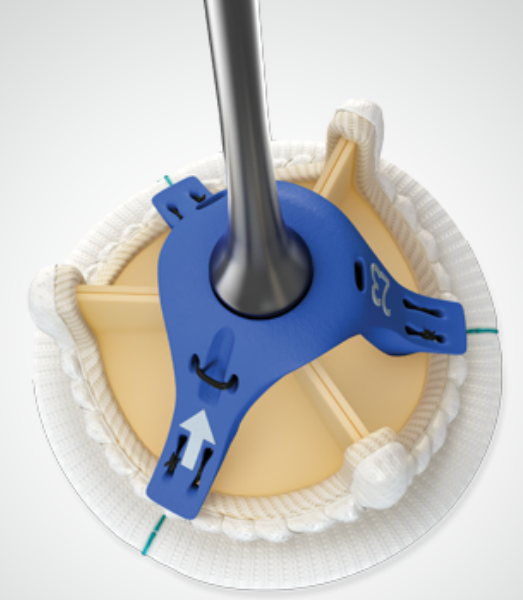
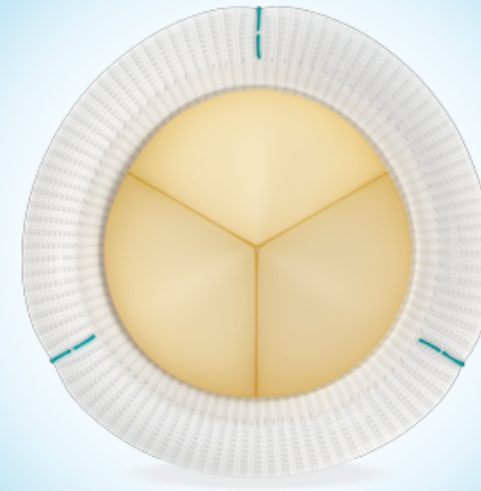


*No clinical data is available which evaluates the long-term impact of AOA treatment in patients.

PLUS




Polyetheretherketone (PEEK) polymer stent provides strength and flexibility, and offers resistance to permanent deformation.



Ease of Implant for You

- Soft and pliable sewing cuff facilitates needle penetration, suture placement, and valve seating for an improved implant experience
- Lower valve profile and narrow commissure posts expand ostia clearance and give you more space for knot tying
- Streamlined valve holder improves visibility in both standard and minimally invasive approaches
- Simple one-cut release





Designed to achieve 100% coaptation and minimize central regurgitation.



Flexible support frame with firm base designed to maintain circularity and consistent hemodynamic performance.



Performance and Lifetime Management for Your Patients

- Valve dimensions and geometry enable future ViV replacements
- PEEK base frame impregnated with barium sulfate provides for radiopacity and visibility
- Polymer frame mitigates the risk of potential metal on metal corrosion with transcatheter stent materials
- MRI Safe in all MR environments without conditions



Ordering and Specifications

Avalus Valve Order Number	Valve Size	Stent Diameter (TAD)	Internal Orifice Diameter*		External Sewing Ring Diameter	Valve Profile Height	Aortic Protrusion
		(1)	(2)	(2a)	(3)	(4)	(5)
40019	19 mm	19 mm	17.5 mm	18 mm	27.0 mm	13.0 mm	11.0 mm
40021	21 mm	21 mm	19.5 mm	20 mm	29.0 mm	14.0 mm	12.0 mm
40023	23 mm	23 mm	21.5 mm	22 mm	31.0 mm	15.0 mm	13.0 mm
40025	25 mm	25 mm	23.5 mm	24 mm	33.0 mm	16.0 mm	14.0 mm
40027	27 mm	27 mm	25.5 mm	26 mm	36.0 mm	17.0 mm	15.0 mm

TAD – Tissue Annulus Diameter

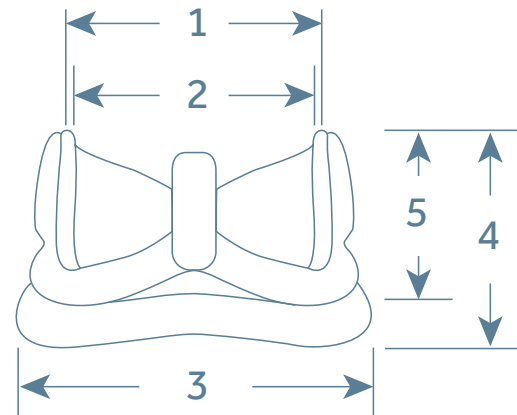
*Measurement shows stent frame including tissue (2) and stent frame excluding tissue (2a).

Accessories

Order Number	Description
7420	Valve Handle
7400S	Avalus Sizers
T7400	Tray, Accessory, Avalus

References

1. Medtronic Freestyle® Aortic Root Bioprosthesis was first implanted clinically in August 1992. Freestyle Aortic Root Bioprosthesis 15-Year Clinical Compendium. ©2016 Medtronic.
2. Jamieson WR, Riess FC, Raudkivi PJ, et al. Medtronic Mosaic porcine bioprosthesis: assessment of 12-year performance. *J Thorac Cardiovasc Surg.* August 2011;142(2):302-7.
3. Ruzicka DJ, Hettich I, Hutter A, et al. The complete supraannular concept. *Circulation* 2009;120[suppl 1]:S139-S145.



Avalus™ Bioprosthesis

Indications: The Avalus bioprosthesis is indicated for the replacement of diseased, damaged, or malfunctioning native or prosthetic aortic valves.

Contraindications: None known. **Warnings/Precautions/**

Adverse Events: Only physicians who have received proper training in valve replacement should use this device. Accelerated structural deterioration due to calcific degeneration of bioprosthesis may occur in: children, adolescents, young adults, and patients with altered calcium metabolism (e.g., chronic renal failure, or hyperparathyroidism). Adverse events can include: angina, cardiac dysrhythmias, endocarditis, heart failure, hemolysis, hemolytic anemia, hemorrhage, infection other than endocarditis, transvalvular or paravalvular leak, myocardial infarction, nonstructural valve dysfunction (leaflet entrapment/impingement, obstructive pannus ingrowth, suture dehiscence, inappropriate sizing or positioning, or other), pericardial effusion or tamponade, prosthesis regurgitation, prosthesis stenosis, prosthesis thrombosis, stroke, structural valve deterioration (calcification, leaflet tear or perforation, or other), thromboembolism, tissue dehiscence, and transient ischemic attack. These complications could lead to reoperation, explant of the bioprosthesis, permanent disability, or death. **Caution:** Federal law (USA) restricts this device to sale by or on the order of a physician.

For a listing of indications, contraindications, precautions, warnings, and potential adverse events, please refer to the Instructions for Use. For countries that use eIFUs, consult instructions for use at www.medtronic.com/manuals. Note: Manuals can be viewed using a current version of any major internet browser.

Medtronic

710 Medtronic Parkway
Minneapolis, MN 55432-5604
USA
Tel: (763) 514-4000
Fax: (763) 514-4879
Toll-free: (800) 328-2518

LifeLine CardioVascular Technical Support

Tel: (877) 526-7890
Tel: (763) 526-7890
Fax: (763) 526-7888
rs.cstechsupport@medtronic.com

Europe

Medtronic International Trading Sàrl
Route du Molliau 31
Case Postale
CH-1131 Tolochenaz
Switzerland
Tel: (41 21) 802-7000

Canada

Medtronic of Canada Ltd.
99 Hereford Street
Brampton, Ontario L6Y 0R3
Canada
Tel: (905) 460-3800
Toll-free: (800) 268-5346

Asia

Medtronic International Ltd.
49 Changi South Avenue 2
Nasaco Tech Centre
Singapore 486056
Singapore
Tel: (65) 6436-5000

Latin America

Doral Corporate Centre II
3750 NW 87th Avenue, Suite 700
Miami, FL 33178
USA
Tel: (305) 500-9328

©2018 Medtronic. All rights reserved.
Medtronic, Medtronic logo and Further,
Together are trademarks of Medtronic.
All other brands are trademarks of a
Medtronic company.

UC201608716b EN
04/2018

